





## Organic fertilization of Haden mango in Lombardía Michoacán

## Fertilización orgánica de mango Haden en Lombardía Michoacán

Miranda-Ramírez, J.M.<sup>1</sup> , Perales-Segovia, C.<sup>2\*</sup> , Del Val-Díaz, R.<sup>3</sup> ,  
Perales-Aguilar, L.<sup>2</sup> 

<sup>1</sup> Tecnológico Nacional de México / ITS de Apatzingán, km 3.5 carretera Apatzingán-Aguililla, C.P. 60710, Apatzingán, Michoacán, México.

<sup>2</sup> Tecnológico Nacional de México / IT El Llano Aguascalientes, Km. 18 carretera Aguascalientes-San Luis Potosí, CP 20330, Aguascalientes, México.

<sup>3</sup> Tecnológico Nacional de México / IT de Coalcomán, Av. Tecnológico # 371 Col. Emiliano Zapata, C.P. 60840, Coalcomán, Michoacán, México.



Please cite this article as/Como citar este artículo: Miranda-Ramírez, J.M., Perales-Segovia, C., Del Val-Díaz, R., Perales-Aguilar, L. (2024). Organic fertilization of Haden mango in Lombardía Michoacán. *Revista Bio Ciencias*, 11, e1579. <https://doi.org/10.15741/revbio.11.e1564>

### Article Info/Información del artículo

Received/Recibido: October 12<sup>th</sup> 2023.

Accepted/Aceptado: January 24<sup>th</sup> 2024.

Available on line/Publicado: February 23<sup>th</sup> 2024.

### ABSTRACT

Adequate mineral nutrition in mango cultivation is crucial for achieving a good yield. Different types of biofertilizers were evaluated for the agricultural production of Haden mango in the municipality of Lombardía Michoacán, Mexico. A completely randomized experimental design was employed, with an equal number of experimental units per treatment, consisting of ten trees and six treatments evaluated based on homemade biofertilizers and nine study variables. In the statistical analysis, a normality and homoscedasticity test of variance data, analysis of variance, and mean comparison test (Tukey,  $p \leq 0.05$ ) were conducted. For the biofertilizer based on 20 % mineralized vermicompost, at a dose of 50 kg per tree and foliar application of 2 % liquid worm humus + 99 % glutamic acid 0.5 g L<sup>-1</sup>, a number of inflorescences of 12.30 m<sup>-2</sup> with a yield of 2.15 t ha<sup>-1</sup> were found, while the control had a number of inflorescences of 3.80 m<sup>-2</sup> with a yield of 0.15 t ha<sup>-1</sup>. The selection criterion for using any biofertilizer is based on the availability of raw materials for its preparation and the time required for fermentation.

**KEY WORDS:** Microorganisms, improved supermagro, bocashi, minerals, yield.

### \*Corresponding Author:

**Catarino Perales Segovia.** Tecnológico Nacional de México / IT El Llano Aguascalientes. Km. 18 carretera Aguascalientes-San Luis Potosí, CP 20330, Aguascalientes, México. Teléfono: +52 449 962 1100.

E-mail: [catarino.ps@llano.tecnm.mx](mailto:catarino.ps@llano.tecnm.mx)

---

## RESUMEN

---

La nutrición mineral adecuada en el cultivo de mango es muy importante para obtener un buen rendimiento. Se evaluaron diferentes tipos de biofertilizantes para la producción agrícola de mango Haden en el municipio de Lombardía Michoacán, México. Se empleó un diseño experimental completamente al azar con igual número de unidades experimentales por tratamiento, constituido por diez árboles y seis tratamientos evaluados con base en biofertilizantes elaborados de manera artesanal y nueve variables de estudio. En el análisis estadístico, se realizó la prueba de normalidad y homocedasticidad de los datos de las varianzas, análisis de varianza y prueba de comparación de medias (Tukey,  $p \leq 0.05$ ). Se encontró para el biofertilizante con base en lombricompost mineralizada al 20 %, en dosis de 50 kg por árbol y aplicación foliar de humus líquido de lombriz al 2 % + ácido glutámico al 99 %  $0.5 \text{ g L}^{-1}$  un número de inflorescencias de  $12,30 \text{ m}^{-2}$  con un rendimiento de  $2,15 \text{ t ha}^{-1}$  y para el testigo un número de inflorescencias de  $3,80 \text{ m}^{-2}$  con un rendimiento de  $0.15 \text{ t ha}^{-1}$ . El criterio de selección para utilizar cualquier biofertilizante se sustenta en la disponibilidad de las materias primas para su elaboración y el periodo de tiempo requerido para su fermentación.

---

**PALABRAS CLAVE:** Microorganismos, súper magro mejorado, bocashi, minerales, rendimiento.

---

## Introduction

Worldwide, 5 million 522 thousand 993 ha of mango are cultivated with an annual production of 54.83 million tons (Food and Agriculture Organization of the United Nations – Statistics Division [FAOSTAT], 2022). According to the Mexican agri-food authorities, the varieties Haden, Tommy Atkins, and to a lesser extent Ataulfo, Kent, Keith, Ori, and Manila, among others, have been grown in Mexico (SADER-SIAP, 2022). There is an established area of approximately 207,000 hectares, and the top five producing states are Chiapas with 38,775 ha; Sinaloa 34,560 ha; Nayarit 28,329 ha; Guerrero 27,001 ha; and Michoacán 26,224 ha. The latter state represents 12.66 % of the national area, with an approximate annual production of 180,000 tons, generating an economic impact of 55.47 million dollars per year.

In Michoacán, the Lombardía municipality has the largest established mango area with 4,597 hectares and an average annual yield of  $6.03 \text{ t ha}^{-1}$ . It is important to highlight that most of the families living in this municipality depend mainly on the US\$5.54 million income generated annually by this crop. Additionally, over the last decade, the established area in the municipality has remained constant within a range of 4,300 to 4,500 hectares (SADER-SIAP, 2022). It is also

remarkable that in 2021, fertilizer prices increased by up to 100 %, such as urea, which currently costs around MXN 24,000 per ton.

Similarly, the majority of the established area in the municipality corresponds to the Haden variety with 2,973 hectares (SADER-SIAP, 2022). Producers assert that the majority of production costs are related to fertilization during the production process and are approximately 60 %. Generally, the type of production is conventional, which has resulted in an imbalance in the nutritional status of the soil and a crop dependent on fertilizers. Undoubtedly, this is a complex issue; on the one hand, price increases in fertilizers represent a constraint for the development of agriculture in the region, as producers have experienced a decline in their profit margins. Additionally, there is a lack of knowledge about the current status of the soil, resulting in a poor response to the application of fertilizers, economic waste, and environmental deterioration.

The nutritional aspect in mango production plays a very important role in productivity. Galán-Sauco (2009) points out that there are few studies carried out on crop extractions in mangoes and that they show different results according to cultivars and locations. In the Lombardía region, growers use foliar applications of fertilizers such as potassium nitrate, phosphonitrate, and urea in combination with mono ammonium phosphate (MAP) for flowering induction in an empirical way, and also perform fertiliser applications to the soil. This is a technology that has been in use for approximately 40 years and that today should be valued due to the high operating costs generated and the damage caused to the environment and specifically to the soil. García-Galindo *et al.* (2020) refer that chemical synthesis fertilizers are currently dosed and applied to soils incorrectly, using high quantities with low efficiency, causing salinity problems and soil pollution. Arce-Quesada (2020) reports that products obtained conventionally have higher total production costs than organic products, due to the demand and purchase of inputs, while organic production proposes low dependence on the purchase of external inputs. It is important to look at other more sustainable production technologies to solve the need for crop nutrition, such as the use of biofertilizers.

Regarding crop yield, some producers in the Lombardía region of Michoacán report yields of approximately 8 t ha<sup>-1</sup> per year of the Haden variety, under a more sustainable production scheme and without excessive applications of chemical insecticides, only with induction to flowering by applying potassium nitrate via foliar application at 1 %. In the same area, yields of 5.80 t ha<sup>-1</sup> per year are also reported, produced organically (SADER-SIAP 2022), without using cutting-edge technologies during the production process, simply with the application of cow manure without pre-composting in doses of 30 kg tree<sup>-1</sup>, around the canopy and with minimal application of insect repellents to control some pests, mainly thrips.

There are interesting studies about fertilization assessments in mango cultivation in different locations, such as Ordaz-Gallegos *et al.* (2020) who conducted an investigation in Michoacán, Mexico on soil quality in three Kent and Haden mango orchards with trees between 11 and 30 years old: 1) organo-mineral (low doses of fertilizer and some organic amendments), 2) organic (soil and foliar biofertilization, compost, ashes, diatomaceous earth, and agroecological corridors with more than three species), and 3) conventional (mainly incorporated through chemical fertilization,

pesticide application, without organic amendments); they reported for the organic orchard high productivity ( $20 \text{ t ha}^{-1}$ ) with soil values of 3.5 % of OM; 1.13 % of N;  $9.81 \text{ g kg}^{-1}$  of P; in the organo-mineral 4.66 % of OM; 1.59 % of N;  $16.48 \text{ g kg}^{-1}$  of P and conventional 2.82 % of OM; 0.95 % N;  $8.54 \text{ g kg}^{-1}$  of P these last two with medium productivity.

In Veracruz, Mexico, Peralta-Antonio *et al.* (2015) evaluated the organic fertilizers vermicompost, bokashi, and poultry manure at 10 and  $5 \text{ t ha}^{-1}$  and doses 230-0-300 and 230-0-0-0 g NPK per tree on foliar nutrition of mango Manila Cotaxtla 2, Tommy Atkins, and Ataulfo varieties. They measured foliar concentrations of N, K, Ca, Mg, Zn, Fe, Mn, and Cu. Before flowering in  $100 \text{ g}^{-1}$  dry weight, Tommy Atkins showed the highest concentration of N at 1.36, Manila Cotaxtla 2 had the highest concentration of K at 1.20, and Mg at 0.09, while Ataulfo exhibited the highest concentration of Ca at 0.71. Before harvest in the same units, Manila Cotaxtla 2 displayed the highest concentration of N at 1.48, Tommy Atkins had the highest concentration of K at 2.19, and Ataulfo showed the highest concentration of Ca at 0.83 and Mg at 0.10. Regarding fertilization sources and prior to flowering in  $100 \text{ g}^{-1}$  dry weight, N only showed differences in vermicompost and bokashi at  $10 \text{ t ha}^{-1}$  with numerical values of 1.39 and 1.28 respectively, which were higher than vermicompost  $5 \text{ t ha}^{-1}$  with 1.27. For K the treatments of bokashi  $10 \text{ t ha}^{-1}$ , 230-0-0 g N-P-K per tree, poultry manure, and bokashi  $5 \text{ t ha}^{-1}$  and control were different. For Ca and Mg all treatments were the same. Before harvest in  $100 \text{ g}^{-1}$  dry weight, for with N for the treatments gallinaza  $10 \text{ t ha}^{-1}$ , 230-0-300 g N-P-K per tree, 230-0-0 g N-P-K per tree, poultry manure  $5 \text{ t ha}^{-1}$ , bokashi  $5 \text{ t ha}^{-1}$  and control, were equal. For K and P, there were no differences, and for Mg, the treatments of vermicompost, bokashi and chicken manure  $10 \text{ t ha}^{-1}$ , 230-0-300 g N-P-K per tree, vermicompost, bokashi and poultry manure  $5 \text{ t ha}^{-1}$  were different with 0.09, 0.10, 0.08, 0.09, 0.08, 0.10, and 0.10, respectively. Finally, they concluded that the differences in N and K concentrations among cultivars could be related to the nutrient extraction capacity of each cultivar and cultivation conditions.

Corrales-Garriga *et al.* (2003) conducted an experiment where they studied doses of earthworm humus [HL] at 0, 10, 20, and 30 kg per plant; all combined with 0, 50, and 100 % of mineral fertilizer [FM], on mango yield and fruit quality, in a low-density alitic soil, planted with the ten-year-old Super-Haden variety and under rainfed conditions in the province of Camagüey, Cuba. They reported the highest yields for the treatments with interaction [HL + FM], were HL (10 % kg plant) + FM at 100 % (508-90-330 g plant) with 190 fruits with an average fruit weight of 1.30 kg; HL (10 % kg plant) + FM at 50 % (254-45-165 g plant) with 180.7 fruits with an average fruit weight of 1.30 kg. The treatments with HL (30 kg plant) without FM obtained a value of 53.3 fruits and 1.05 kg of average fruit weight, while the control had 63.3 fruits and 0.81 kg of average fruit weight. The treatments with the highest TSS content were HL (10 kg plant) + FM at 100 % (508-90-330 g plant) with 16.2 % TSS and HL (10 % kg plant) + FM at 50 % (254-45-165 g plant) with 15.4 % TSS. The treatments that had the greatest effect on soil OM content were HL (30 kg plant) +(508-90-330 g plant) with 3.61 % and (30 kg plant) + FM at 50 % (254-45-165 g plant) with 3.53 %.

The objective of this study was to evaluate in the field different types of biofertilizers for the production of Haden mango in the Lombardía municipality, Michoacan, Mexico.

## Material and Methods

### Experiment site

The study was established at 19° 08' 20.5" N latitude, 102° 02' 35.1" W longitude and altitude 597 masl (Google Earth, 2022), in the municipality of Lombardía, Michoacán. The location corresponds to a tropical depression between the mountainous axes, which limit it to the north and south with the Neovolcanic axis and the Sierra Madre del Sur del Pacífico, Mexico (García, 1987). The soil type is pellic-clay vertisol, with a dry BS1 climate type, warm semi-dry (Instituto Nacional de Estadística y Geografía [INEGI], 2022), and average annual temperature of 28 °C and 1,000 mm of annual precipitation (Comisión Nacional del Agua [CONAGUA], 2022).

### Orchard characterization

The experimental orchard was characterized by having mango trees of the Haden variety, 22 years old, with a tall growth habit of approximately 14 m in height, gravity irrigation, soil covered with endemic vegetation of the region and cultivation practices with traditional agricultural machinery and equipment. The planting frame was 10 x 10 m, resulting in a population density of 100 trees per hectare, covering a total area of 10 ha.

### Agronomic management of the orchard

As a reference point, a soil fertility analysis was conducted before the experiment and sent to a certified laboratory. Based on this, the nutrient dynamics of the crop were determined, and the treatments were prepared by hand, manually applied to the soil in the drip zone of the trees.

The plantation underwent water stress for eight weeks in October and November 2022 to induce flowering. Subsequently, treatments were applied, and irrigation commenced. Irrigation rates were determined based on crop water needs, climate, and soil conditions, with intervals of every 15 days, and irrigation rates ranging from 11 to 15 cm from December to June. Water consumption was calculated using the practical method, incorporating data from Irrigation District 097 "Lázaro Cárdenas" of the Mexican Environmental Authority (SEMARNAT), considering reference evapotranspiration and crop coefficient.

Phytosanitary management was carried out according to the program of the grower. Wettable sulfur powder 98.5 % was applied via foliar at a dose of 5 g L<sup>-1</sup> to prevent the powdery mildew (*Oidium mangifere*) even though no fungal diseases were observed. Regarding pests, only thrips (*Frankinella occidentalis*) were present, and garlic extract was applied at a dose of 5 mL L<sup>-1</sup> to the foliage.

## Experimental design

The experimental design used was completely randomized with an equal number of experimental units per treatment. Each treatment consisted of ten trees, forming a row. Each tree was an experimental unit, with six treatments, totaling 60 sampled trees.

## Treatments

The following fertilizer sources were evaluated:

T1) Vermicompost mineralized at 20 % with rock phosphate fertilizer, in doses of 50 kg tree<sup>-1</sup> and foliar application of liquid vermicompost humus at 2 % (artisanally produced leachate). The chemical composition was: pH 7.8, NH<sub>4</sub> 28 ppm, NO<sub>3</sub> 620 ppm, total N 728 ppm, P 46 ppm, K 400 ppm, SO<sub>4</sub><sup>2-</sup> 160 ppm, Ca 119 ppm, and Mg 30 ppm + Glutamic-Green 99% from Green Smport Solutions (99 % glutamic acid), in doses of 0.5 g L<sup>-1</sup> + Inex-A<sup>®</sup> adjuvant from Cosmocel (ethoxylated fatty alcohol 20.2 %, polydimethylsiloxane 1.0 %) 1 mL L<sup>-1</sup>.

T2) Non-mineralized vermicompost at a dose of 25 kg tree<sup>-1</sup> + phosphonitrate fertilizer (NH<sub>4</sub> 15.5 %, NO<sub>3</sub> 15.5 %, and P<sub>2</sub>O<sub>5</sub> 4.0 %) from Tepeyac<sup>®</sup>, 2 kg tree<sup>-1</sup> and foliar application of 1 % liquid vermicompost humus (artisanally produced leachate). The chemical composition of the leachate was: pH 7.8, NH<sub>4</sub> 28 ppm, NO<sub>3</sub> 620 ppm, total N 728 ppm, P 46 ppm, K 400 ppm, SO<sub>4</sub><sup>2-</sup> 160 ppm, Ca 119 ppm and Mg 30 ppm + Floramin de Química SAGAL, S.A de C.V (liquid foliar fertilizer based on amino acids 30 %, P 15 %, K 16 %, Fe 420 mg L<sup>-1</sup>, Zn 2,490 mg L<sup>-1</sup>, Mn 590 mg L<sup>-1</sup>, Cu 550 mg L<sup>-1</sup>, Mg 510 mg L<sup>-1</sup>, Mo 53 mg L<sup>-1</sup>, B 367 mg L<sup>-1</sup>, vitamins 40 mg L<sup>-1</sup>) in doses of 2 mL L<sup>-1</sup> + Inex-A<sup>®</sup> adjuvant from Cosmocel (ethoxylated fatty alcohol 20.2 %, polydimethylsiloxane 1.0 %) 1 mL L<sup>-1</sup>.

T3) Phosphonitrate fertilizer (NH<sub>4</sub> 15.5 %, NO<sub>3</sub> 15.5 %, and P<sub>2</sub>O<sub>5</sub> 4.0 %), 4 kg tree<sup>-1</sup> + foliar application of Floramin de Química SAGAL, S.A de C.V (liquid foliar fertilizer based on amino acids 30 %, P 15 %, K 16 %, Fe 420 mg L<sup>-1</sup>, Zn 2,490 mg L<sup>-1</sup>, Mn 590 mg L<sup>-1</sup>, Cu 550 mg L<sup>-1</sup>, Mg 510 mg L<sup>-1</sup>, Mo 53 mg L<sup>-1</sup>, B 367 mg L<sup>-1</sup>, vitamins 40 mg L<sup>-1</sup>) in doses of 4 mL L<sup>-1</sup> + Inex-A<sup>®</sup> adjuvant from Cosmocel (ethoxylated fatty alcohol 20.2 %, polydimethylsiloxane 1.0 %) 1 mL L<sup>-1</sup>.

T4) Improved Supermagro SMR (liquid fertilizer prepared by hand based on whey, water, molasses, and minor elements Fe, Zn, B, Mg, Mn, CoCl<sub>2</sub>, Na<sub>2</sub> MoO<sub>4</sub> through an anaerobic fermentation process) 20 L tree<sup>-1</sup> + foliar application of SMR at 2 % + Inex-A<sup>®</sup> adjuvant from Cosmocel (ethoxylated fatty alcohol 20.2 %, polydimethylsiloxane 1.0 %) 1 mL L<sup>-1</sup>.

T5) Bocashi biofertilizer (artisanally prepared biofertilizer based on clay soil, rice husk and polish, molasses, yeast, and beef manure), 20 kg tree<sup>-1</sup> + foliar application of humic acids at 60 % and fulvic acids 4 mL L<sup>-1</sup> + Inex-A<sup>®</sup> adjuvant from Cosmocel (ethoxylated fatty alcohol 20.2 %, polydimethylsiloxane 1.0 %) 1 mL L<sup>-1</sup>.

T6) Control, water + Inex-A® adjuvant from Cosmocel (ethoxylated fatty alcohol 20.2 %, polydimethylsiloxane 1.0 %) 1 mL L<sup>-1</sup>.

The biofertilizers were applied to the soil manually around the drip zone of the banded trees at a depth of 20 cm and at a distance of 1.8 m from the trunk where most of the roots are located. The chemical fertilizer was applied in four wells at the same depth and distance.

### Study variables

The variables recorded were as follows:

1) Inflorescences (No m<sup>2</sup>). The number of inflorescences (panicles) per square meter of tree canopy was manually quantified.

2) Polar diameter (cm). Fruits from a square meter of tree canopy were cut and quantified. Subsequently, the fruit size was measured vertically with a 3-meter-long tape measure when the fruit reached physiological maturity.

3) Equatorial diameter (cm). Similar to the previous variable, the same procedure was followed, measuring the fruit size horizontally.

4) Length/width ratio (1:1). The average values of the polar diameter between the equatorial diameter were used to calculate this ratio.

5) Fruit weight (kg). The number of fruits obtained for polar and equatorial diameter variables was weighed on a Truper BASE-5EP digital scale with a capacity of 5 kg.

6) Fruits per tree (no.). All manually harvested fruits were counted.

7) Total Soluble Solids (°Brix). Measured using refractometry with a digital Atago® Model PR-100 refractometer on fruits that reached physiological maturity (°Brix).

Yield and fruiting index variables were determined by means of equations:

8) Yield (kg ha<sup>-1</sup>). The average values of the variables fruit weight and fruit per tree were used (Equation 1). [Fruit weight kg \* fruits per tree] \* [Trees ha<sup>-1</sup>] = Yield (kg ha<sup>-1</sup>).

9) Fruiting index (F m<sup>2</sup>). Assuming that the tree canopy is similar to the geometric shape of a truncated cone, the Lateral Surface (Avilán-Rovira & Mazzi, 1973) was first calculated (Equation 2):  $LS (m^2) = \pi(R + r)\sqrt{(R - r)^2 + h^2}$ . Subsequently, the fruits per tree variable was used to calculate this index (Equation 3):  $FI (F m^2) = \frac{\text{Number of fruits}}{\text{Lateral surface } m^2}$ .

Where:

$R$  = Lower radius of the canopy;

$r$  = Upper radius of the canopy,

$h$  = Height of the cone (tree canopy);

$\pi = 3.1416$ ;

$LS$  = Lateral surface;

$FI$  = Fruiting index.

$F(F\ m^2)$  = Fruits per square meter

It is possible to associate the shape of the tree canopy with geometric figures to calculate or estimate the production area, and therefore, per unit of production area. This relationship is called the "Fruiting Index" (Figure 1) (Avilán-Rovira, 1980; Arroyo-Pozos *et al.*, 2013).

$R$  = Lower radius of the canopy;

$r$  = Upper radius of the canopy;

$h$  = Height of the cone (tree canopy);

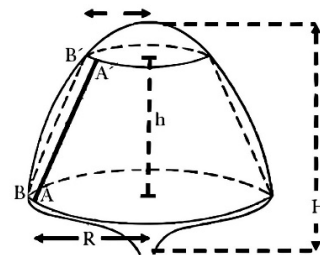
$\pi = 3.1416$ ;

$LS$  = Lateral surface;

$H$  = Total height tree

$FI$  = Fruiting index.

$$LS (m^2) = \pi(R + r)\sqrt{(R - r)^2 + h^2}$$



**Figure 1. Lateral surface of the useful tree canopy in the shape of a truncated cone (Avilán & Mazzi, 1973; Aguilar-Ávila & Santoyo-Cortés, 2013).**



Data collection was carried out after the application of the treatments, at 30 days for variable 1) Inflorescences and at 95 days (harvest date) for the other variables.

### **Statistical analysis**

The statistical analysis began with the normality and homoscedasticity tests for data variances, followed by analysis of variance, and finally, the comparison of variable means (Tukey,  $p \leq 0.05$ ). All of this was conducted using the statistical package STATISTICA version 13.3.

### **Results and Discussion**

The soil analysis results (Table 1) showed a basic pH (Pérez-López 2013; Garrido-Valero, 1994), a high content of organic matter (Castellanos *et al.*, 2000), very low levels of N and P (Villarroel, 1988), and Zn, moderately low content of K (Castellanos *et al.*, 2000), B, and S (Molina, 2007), moderately high content of Ca (Castellanos *et al.*, 2000), very high content of Mg, Mn, and Cu (Viets & Lindsay, 1973), high content of Fe (Castellanos, *et al.*, 2000), very low content of Na (Castellanos *et al.*, 2000), medium level in Cation Exchange Capacity [CEC] (Garrido-Valero, 1994; NOM-021-RECNAT-2000, 2002), very low Electrical Conductivity [EC] (Etchevers-Barra & Padilla-Cuevas, 2000), and clay loam texture (Villarroel, 1988).

**Table 1. Chemical and physical characterization of the soil (0 to 30 cm depth) of the mango orchard.**

Determination	Unit	Result	Source
pH (1:2 H <sub>2</sub> O)		7.92	Jackson (1964)
M.O. [Organic carbon] (Walkley and Black)	%	3.34	Jackson (1964)
N (NO <sub>3</sub> , NH <sub>4</sub> ) (Cadmium Column)	mg kg <sup>-1</sup>	5.30	Cabrera-Molina <i>et al.</i> (2003)
P (P-Bray)	mg kg <sup>-1</sup>	16.90	López-Aguilar <i>et al.</i> (2002), Álvarez-Sánchez & Marín-Campos (2011).
K [Extraction with ammonium acetate (by ICP Plasma)]	mg kg <sup>-1</sup>	230	López-Aguilar <i>et al.</i> (2002)
Ca [Extraction with ammonium acetate by ICP Plasma]	mg kg <sup>-1</sup>	2,700	López-Aguilar <i>et al.</i> (2002)
Mg [Extraction with ammonium acetate by ICP Plasma]	mg kg <sup>-1</sup>	1,200	López-Aguilar <i>et al.</i> (2002)
Na [Extraction with ammonium acetate by ICP Plasma]	mg kg <sup>-1</sup>	160	López-Aguilar <i>et al.</i> (2002)
Fe (Extraction with DTPA by ICP Plasma)	mg kg <sup>-1</sup>	48	Álvarez-Sánchez & Marín-Campos (2011)
Zn (Extraction with DTPA by ICP Plasma)	mg kg <sup>-1</sup>	< LOQ <sup>†</sup>	Álvarez-Sánchez & Marín-Campos (2011)
Mn (Extraction with DTPA by ICP Plasma)	mg kg <sup>-1</sup>	41	Álvarez-Sánchez & Marín-Campos (2011)
Cu (Extraction with DTPA by ICP Plasma)	mg kg <sup>-1</sup>	4.3	Álvarez-Sánchez & Marín-Campos (2011)
B (Extraction with CaCl <sub>2</sub> )	mg kg <sup>-1</sup>	0.46	Enriquez (1989)
S [Extraction with Ca(H <sub>2</sub> PO <sub>4</sub> ) <sub>2</sub> *H <sub>2</sub> O]	mg kg <sup>-1</sup>	11.07	Guerrero-Peña <i>et al.</i> (2001)
CEC	cmol(+) kg <sup>-1</sup>	24.63	McKean (1993), NOM-021-RECNAT-2000 (2002)
CE	dS m <sup>-1</sup>	0.404	NOM- 021-RECNAT-2000 (2002)
Texture (sand-clay-silt)	%	32-38-30	Bouyoucos (1936)

†Lower than the Practical Quantification Limit (8.00 mg kg<sup>-1</sup>) and it was not possible to perform the calculation;  
 CEC: Cation Exchange Capacity; CE: Electrical Conductivity.

The results of the normality and homoscedasticity tests for data variances showed a normal distribution of the data along the straight line for all variables, confirming the reliability of the experiment.

The analysis of variance ( $P \leq 0.05$ ) indicated a statistically significant difference among the treatments for the Polar Diameter variable. However, for the other variables, no significant differences were observed (Table 2).

**Table 2. Analysis of variance for each of the variables ( $p \leq 0.05$ ).**

Condition	MS Efect	MS Error	Degrees of freedom	F calculated	<i>p</i> -value
I (No m <sup>2</sup> )	8.9268	11.7538	5.54	0.759483	0.583850
PD (cm)	0.7921	0.2184	5.54	3.627378	0.007810
ED (cm)	0.1852	0.0904	5.54	2.049554	0.090139
(L/W) Re	0.0017	0.0014	5.54	1.191738	0.328798
FW (g)	0.0027	0.0026	5.54	1.037526	0.407711
FT (no.)	457.1119	220.9658	5.54	2.068699	0.087492
TSS (°Brix)	3.2280	1.8591	5.54	1.736366	0.146269
P (t ha <sup>-1</sup> )	1.2004	0.5656	5.54	2.122093	0.080510
FI (F/m <sup>2</sup> )	0.0515	0.0249	5.54	2.068699	0.087492

CV = 68.35 %. **I)** Inflorescences; **PD)** Polar Diameter; **ED)** Equatorial Diameter; **(L/W) Re)** Length/Width Ratio; **PW)** Fruit weight; **FT)** Fruits per Tree; **TSS)** Total Soluble Solids; **P)** Performance; **FI)** Fruiting index.

The results of the Tukey mean comparison test ( $p \leq 0.05$ ), showed significant statistical difference in T2 for the variables Fruit per tree, Yield and Fruiting index, in T3 for the variables Inflorescence, Fruit per tree, Yield and Fruiting index (Table 3).

**Table 3. Effect of treatments for all Tukey variables ( $p \leq 0.05$ ).**

Condition	T1	T2	T3	T4	T5	T6
I (No m <sup>2</sup> )	12.30 b	3.42 a	5.66 ab*	5.10 a	4.20 a	3.80 a
PD (cm)	11.04 a	10.54 a	11.10 a	11.20 a	11.26 b	10.66 a
ED (cm)	8.89 a	8.20 a	8.08 a	8.56 a	8.67 a	8.39 a
(L/W) Re	1.24 a	1.28 a	1.37 a	1.30 a	1.29 a	1.26 a
FW (g)	515.40 a	424.00 a	452.33 a	487.50 a	502.60 a	436.10 a
FT (no.)	41.70 b	13.42 ab*	4.00 ab*	9.80 a	13.20 a	4.00 a
TSS (°Brix)	14.81 a	14.14 a	11.13 a	14.55 a	15.02 a	14.11 a
P (t ha <sup>-1</sup> )	2.16 b	0.66 ab*	0.19 ab*	0.49 a	0.66 a	0.18 a
FI (F/m <sup>2</sup> )	0.44 b	0.14 ab*	0.04 ab*	0.10 a	0.14 a	0.04 a

**T1)** Lombricompost mineralizada al 20 %, en dosis de 50 kg por árbol y aplicación foliar de humus líquido de lombriz al 2 % + ácido glutámico al 99 % 0.5 g L<sup>-1</sup>; **T2)** Lombricompost sin mineralizar en dosis de 25 kg árbol<sup>-1</sup> + fertilizante fosfonitrato (NH<sub>4</sub> 15.5 %, NO<sub>3</sub> 15.5 % y P<sub>2</sub>O<sub>5</sub> 4.0 %), 2 kg árbol<sup>-1</sup> y aplicación foliar de humus líquido de lombriz al 1 % (lixiviado producido artesanalmente) pH 7.8, NH<sub>4</sub> 28 ppm, NO<sub>3</sub> 620 ppm, N total 728 ppm, P 46 ppm, K 400 ppm, SO<sub>4</sub><sup>2-</sup> 160 ppm, Ca 119 ppm y Mg 30 ppm + fertilizante foliar líquido a base de aminoácidos 30 %, P 15 %, K 16 %, Fe 420 mg L<sup>-1</sup>, Zn 2,490 mg L<sup>-1</sup>, Mn 590 mg L<sup>-1</sup>, Cu 550 mg L<sup>-1</sup>, Mg 510 mg L<sup>-1</sup>, Mo 53 mg L<sup>-1</sup>, B 367 mg L<sup>-1</sup>, vitaminas 40 mg L<sup>-1</sup> en dosis de 2 mL L<sup>-1</sup> + adherente alcohol graso etoxilado 1 mL L<sup>-1</sup>; **T3)** Fertilizante fosfonitrato (NH<sub>4</sub> 15.5 %, NO<sub>3</sub> 15.5 % y P<sub>2</sub>O<sub>5</sub> 4.0 %), 4 kg árbol<sup>-1</sup> + aplicación foliar de fertilizante foliar líquido a base de aminoácidos 30 %, P 15 %, K 16 %, Fe 420 mg L<sup>-1</sup>, Zn 2,490 mg L<sup>-1</sup>, Mn 590 mg L<sup>-1</sup>, Cu 550 mg L<sup>-1</sup>, Mg 510 mg L<sup>-1</sup>, Mo 53 mg L<sup>-1</sup>, B 367 mg L<sup>-1</sup>, vitaminas 40 mg L<sup>-1</sup> en dosis de 4 mL L<sup>-1</sup> + adherente alcohol graso etoxilado 1 mL L<sup>-1</sup>; **T4)** Super magro mejorado (SMM) 20 L árbol<sup>-1</sup> + aplicación foliar de SMM al 2 %; **T5)** Biofertilizante bocashi 20 kg árbol<sup>-1</sup> + aplicación foliar de ácidos húmicos al 60 % y fúlvicos 4 mL L<sup>-1</sup>; **T6)** Testigo (sin aplicación). I) Inflorescencias; **PD)** Diámetro Polar; **ED)** Diámetro Ecuatorial; **(L/W) Re)** Relación Longitud/Anchura; **FW)** Peso de fruto; **FT)** Frutos por Árbol; **TSS)** Sólidos Solubles Totales; **P)** Rendimiento; **FI)** Índice de fructificación. \*Medias con una letra diferente son significativamente diferentes ( $p \leq 0.05$ ).

## Inflorescences

The highest numerical value for this variable was observed for T1 with 12.30 No m<sup>2</sup> of inflorescences or the equivalent of 231 inflorescences (panicles) per tree<sup>-1</sup>. In contrast, T6, the Control (without application), obtained a value of only 3.80 No m<sup>2</sup> or 72 inflorescences per tree<sup>-1</sup>, and T3 with 5.66 No m<sup>2</sup> of inflorescences or 107 inflorescences per tree<sup>-1</sup> which presented a significant statistical difference (Table 3). Overall, the results for this variable reflected very distinct values when compared to those reported by Quijada (1999) for Haden mango, with 687 inflorescences (panicles) per tree under chemical fertilization with 9 % potassium nitrate. In another study, Miranda (2001) reported, for the same cultivar, 2.3 and 6.6 inflorescences per tree in the control (water application) through foliar and soil application, respectively. With 2 % potassium nitrate application through foliar and soil, 0.5 and 12 inflorescences per tree<sup>-1</sup>, with no significant statistical difference in both treatments. However, these values obtained in this research may attributed to the excessive height of the trees, which could have influenced

the scarcity of inflorescences. In this regard, Avilán *et al.* (2005) described that the excessive vegetative development characterizes monoembryonic cultivars in the tropics, negatively affecting the flowering process and, consequently, plant productivity.

### **Polar Diameter, Equatorial Diameter, and Length/Width Ratio**

These variables did not show significant statistical differences for any treatment. The polar diameter variable presented two numerical groups and the equatorial diameter and length-width ratio variables showed only one group.

T5 is distinguished by presenting the highest numerical values with 11.26 cm for polar diameter (length) and 8.89 cm for equatorial diameter (width), with a length/width ratio of 1.28. However, T2 was the lowest with 10.54 cm in equatorial diameter (width) and 8.39 cm for equatorial diameter (width), with a length/width ratio of 1.28. This aligns with Coello-Torres *et al.* (1997), who reported for Haden mango an average fruit length of 9.5 to 11.5 cm, average fruit width of 7 to 9 cm, with a length/width ratio ranging from 1.1 to 1.3, indicating an ovoid oblong fruit shape. This is also consistent with Nolasco-González & Osuna-García (2017), who reported very similar values for Kent mango (ovoid oblong fruit), with a polar diameter of 10.39 cm, equatorial diameter of 7.67 cm, and a length/width ratio of 1.35 for the control (without fertilizer application).

### **Fruit Weight**

This variable presented only numerical values that formed a single statistical group in all treatments. The highest value was recorded for T1 with 515 g, and the lowest was for T2 with 424 g (Table 3). In this regard, Coello-Torres *et al.* (1997) indicate an average fruit weight ranging from 300 to 450 g for Haden mango. These results align with those reported by Chávez-Contreras *et al.* (2001), ranging from 200 to 430 g for Haden mangoes in the production area of Valle de Apatzingán, Michoacán, Mexico. However, Avilán *et al.* (2008) reported a fruit weight of 0.147 kg for the control group of Haden mango (free growth, without pruning at 2.5 m above ground level, and without the application of the growth regulator Paclobutrazol PBZ), a value much lower than the previously mentioned weights.

### **Fruit per Tree**

Significant effects were detected in T2 and T3 with 13.42 and 4.00 fruits per tree, respectively. The highest numerical value was reflected in T1 (20 % mineralized vermicompost, 50 kg tree) with 41.7, which translates into a production of 21.49 kg tree<sup>-1</sup>, a value far from that reported by Chávez-Contreras *et al.* (2001) in the cultivar Haden of 100 to 200 kg tree<sup>-1</sup> for Michoacán, Mexico. However, Romero-Gomezcaña *et al.* (2006) reported a production of 37.79 kg tree<sup>-1</sup> for the control and 80.07 kg tree<sup>-1</sup> for the treatment with 5 g L<sup>-1</sup> of foliar-applied Ca in Haden mango in the growing region of San Lucas Michoacán, Mexico in conditions with a significant prevalence of the “witches’ broom” disease.

## Total Soluble Solids

In this variable, there was no significant statistical difference, and T1, T4, and T5 showed numerical values of 14.81, 14.55, and 15.02 °Brix, respectively. These biofertilizer treatments were characterized by having a microbial transformation origin. T6 (control) showed a lower value of 14.11 °Brix compared to the other treatments and reflected a relatively good amount of sugars. These averages are very close to those reported by Ramírez-Méndez *et al.* (2010) for this variety, 14.9 °Brix. CODEX (2005) states that mango for industry requires a minimum value of 13.5 °Brix, a value lower than those obtained except for T3 of 11.3 °Brix. Total soluble solids in mango are used as a harvest indicator and show differences between the same variety and between locations (Carrera *et al.*, 2008).

## Yield and fruiting index

Statistically significant differences were observed in T2 and T3 for both variables (Table 3). The highest values were recorded in T1, with a yield of 2.15 t ha<sup>-1</sup> and a fructification index of 0.44 F m<sup>2</sup>, and T5 with 0.66 t ha<sup>-1</sup> and 0.14 F m<sup>2</sup>, respectively. These results can be compared with the national average yield in Mexico for organic Haden mango, which is 5.93 t ha<sup>-1</sup> (SADER-SIAP, 2022), still significantly distant from being matched.

For this same 22-year-old cultivar, Avilán *et al.* (1981) reported a fruiting index of 3.5 F m<sup>2</sup> and a number of harvested fruits of 790 per tree<sup>-1</sup>, indicating that at this age the tree is in a period of decreasing production, which, compared to the value obtained in this experiment, was very low.

Therefore, it can be deduced that these low values obtained for both variables in all treatments are probably due to the minimum monthly temperatures recorded during the months of January, February, March, April and May, 14, 15, 16, 18, and 21 °C, respectively (Weather Spark, 2023). These temperatures influenced the late and scarce flowering induction (inflorescences), along with the presence of the witches-broom disease, even though it was not evaluated. In this regard, Galán-Sauco (2009) points out that the optimal temperature for floral induction is 10-15 °C, with winter minimums at 10 °C and spring minimums above 15 °C, with slight variations during the day and night.

## Conclusions

T2 based on vermicompost 25 kg tree<sup>-1</sup> + chemical fertilization (phosphonitrate 2 kg tree<sup>-1</sup> + leached worm humus 2 % foliar) and T3 chemical fertilization (phosphonitrate 2 kg tree<sup>-1</sup> + amino acids and vitamins 2 mL L<sup>-1</sup> foliar) proved to be statistically different from all treatments in the variables fruits per tree, yield, and fructification index.

T4 based on improved supermagro (SMM) 20 liters per tree + foliar application of SMM at 2 %; T5 based on bokashi 20 kg per tree + foliar application of humic acids at 60 % and fulvic acids

4 mL L<sup>-1</sup> and T6 Control were statistically equal. The difference was only in the numerical values.

T1 based on 20 % mineralized vermicompost, at a dose of 50 kg tree<sup>-1</sup> and foliar application of 2 % liquid earthworm humus + 99 % glutamic acid 0.5 gr L<sup>-1</sup> showed a higher numerical value in the number of inflorescences (panicles) 12.30 per m<sup>2</sup>, equatorial diameter (width) 8.89 cm, fruit weight 0.51 kg, fruit tree<sup>-1</sup> 41.70, yield 2.15 t ha<sup>-1</sup> and fruiting index of 0.44 F m<sup>2</sup>. T5 evidenced to have the highest TSS concentration with 15.02 °Brix with a yield of 0.64 t ha<sup>-1</sup>.

The selection criteria for using any biofertilizer are based on the availability of raw materials for its preparation and the time required for its fermentation.

It is recommended to conduct an economic study on the costs of the three biofertilizers used to increase the doses and calculate the percentage of the investment in the mango production process, in addition to determining its profitability.

### **Authors contribution**

Conceptualization of the work, JMMR; CPS; RDVD; LPA; methodology development, JMMR; software management, JMMR; experimental validation CPS; RDVD; analysis of results, JMMR; CPS; Data management, JMMR; manuscript writing and preparation JMMR; writing, revising and editing, JMMR; CPS, RDVD; LPA; project manager, JMMR; fund acquisition, JMMR.

All authors of this manuscript have read and accepted the published version of the manuscript.

### **Financing**

This research was supported by the students Jesús Marmolejo Rosales, Daniel Martínez Martínez and José Alberto Godínez Anaya of the engineering degree in sustainable agricultural innovation of the Tecnológico Nacional de México / ITS of Apatzingán for their internal professional residency project "Evaluation of fertilization of Haden mango in Lombardía Michoacán".

### **Acknowledgments**

We would like to thank the mango grower Mr. Francisco Ríos Mendoza and the agricultural technician, Agronomist Juan José Molina Araujo, for having provided all the facilities in the San Pancho orchard so that this experiment could be carried out.

### **Conflict of interest**

The authors declare that they have no conflicts of interest.

## References

- Arce-Quesada, S. E. (2020). Análisis comparativo de precios y costos de producción de hortalizas cultivadas de manera orgánica y convencional, *Agronomía Costarricense*, 44(2), 81-108. <https://dx.doi.org/10.15517/rac.v44i2.43091>
- Aguilar Ávila, J., & Santoyo Cortés, V. H. (2013). Estimación de rendimientos en el sector agropecuario. Universidad Autónoma Chapingo. Ed. Miguel Ángel Porrúa. <https://repositorio.chapingo.edu.mx/items/89f4258a-fef6-45a4-aa68-20ff4093fcd0/full>
- Arroyo-Pozos, M. G., Guerrero-Salinas, J. I., Núñez-Tovar, R. & Gladis Feliciano-Gregorio, G. (2013). Estimación de cosecha de árboles frutales. In Aguilar-Ávila J., & Santoyo-Cortés V. H. Estimación de rendimientos en el sector agropecuario (pp. 65-85). Ed. Universidad Autónoma Chapingo. <https://repositorio.chapingo.edu.mx/items/89f4258a-fef6-45a4-aa68-20ff4093fcd0/full>
- Avilán-Rovira, L. (1980), El índice de fructificación en frutales perennes. *Agronomía Tropical*, 30(1), 147-157.
- Avilán, L., Figueroa, M., & Laborem, G. (1981). Consideraciones acerca de los sistemas de plantación en mango (*Mangifera indica* L.). *Fruits*, 36(3), 1-179. <https://revues.cirad.fr/index.php/fruits/article/download/34553/36613>
- Avilán, L., Marín R., C., Rodríguez, M., & Ruíz, J. (2005). Producción forzada del mango (*Mangifera indica* L.) en alta densidad (278 pl ha<sup>-1</sup>) durante el periodo de crecimiento. *Revista de la Facultad de Agronomía (LUZ)*, 22(2), 99-111. [http://ve.scielo.org/scielo.php?script=sci\\_arttext&pid=S0378-78182005000200001](http://ve.scielo.org/scielo.php?script=sci_arttext&pid=S0378-78182005000200001)
- Avilán, L. Soto, E., Marín, C., Pérez, M., Rodríguez, M., & Ruíz, J. (2008). Productividad del mango en una población de alta densidad durante el periodo de plena producción. *Agronomía Tropical*, 58(2), 181-191. [http://sian.inia.gob.ve/revistas\\_ci/Agronomia%20Tropical/at5802/pdf/avilan\\_l.pdf](http://sian.inia.gob.ve/revistas_ci/Agronomia%20Tropical/at5802/pdf/avilan_l.pdf)
- Avilán-Rovira, L., & Mazzi, L. (1973). Estimación de cosechas en frutales, Macaray. Ed. Centro de Investigaciones Agronómicas.
- Álvarez-Sánchez, M., & Marín-Campos, M. A. (2011). Manual de procedimientos analíticos para suelos y plantas. Universidad Autónoma Chapingo. Montecillo, Estado de México. <https://silo.tips/download/manual-de-procedimientos-analiticos-para-suelos-y-plantas>
- Bouyoucos, G. L. (1936). Direction for making mechanical analysis of soils by the hydrometer method. *Soil Science*, 42, 3. <https://ui.adsabs.harvard.edu/abs/1936SoilS..42..225B/abstract>
- Cabrera-Molina, E., Hernández-Garciadiego, L., Gómez-Ruíz, H., & Cañizales-Macias, M. P. (2003). Determinación de nitratos y nitritos en agua. Comparación de costos entre un método de flujo continuo y un método estándar. *Revista de la Sociedad Química de México*, 47(1), 88-92. <https://www.scielo.org.mx/pdf/rsqm/v47n1/v47n1a14.pdf>
- Carrera, A., Mark, D., & Gil, R. (2008). Algunas características físicas y químicas de frutos de cinco variedades de mango en condiciones de sabana del estado Monagas. *Agronomía Tropical*, 58(1), 27-30. [http://ve.scielo.org/scielo.php?script=sci\\_arttext&pid=S0002-192X2008000100006&lng=es&tlng=es](http://ve.scielo.org/scielo.php?script=sci_arttext&pid=S0002-192X2008000100006&lng=es&tlng=es)
- Castellanos, J. Z., Uvalle, J. X., & Aguilar, A. (2000). Manual de interpretación de análisis de suelos y aguas. 2da ed. Intagri.



- CODEX (2005). Reglamento Técnico Centroamericano, Alimentos y bebidas procesados. Néctares de frutas. Especificaciones. RTCA 67.01 48:8. [https://asp.salud.gob.sv/regulacion/pdf/rtca/rtca\\_67\\_04\\_4808\\_nectares\\_frutas.pdf](https://asp.salud.gob.sv/regulacion/pdf/rtca/rtca_67_04_4808_nectares_frutas.pdf) <https://www.comex.go.cr/media/3884/rtca-anexo-33.pdf>
- Coello-Torres, A., Fernández-Galván, D., & Galán Saúco, V. (1997). Guía descriptiva de cultivares de mango. Editorial Consejería de Agricultura, Pesca y Alimentación. [https://www.icia.es/icia/download/fruticulturatropical/Guia%20descriptiva%20de%20cultivares%20de%20mango\\_optimized.pdf](https://www.icia.es/icia/download/fruticulturatropical/Guia%20descriptiva%20de%20cultivares%20de%20mango_optimized.pdf)
- Comisión Nacional del Agua. (2022, december). CONAGUA, Mapas de climatología. <https://smn.conagua.gob.mx/es/climatologia/informacion-climatologica/mapas-de-climatologia-1981-2010>
- Corrales-Garriga, I., González, M., & López-Labarta, P. (2003). Respuesta del mango (*Manguifera indica*, L.) a las aplicaciones de humus de lombriz con fertilizante mineral. *Centro Agrícola*, 3, 45-50. [http://cagricola.uclv.edu.cu/descargas/pdf/V30-Numero\\_3/8CAgricola%203-2003.pdf](http://cagricola.uclv.edu.cu/descargas/pdf/V30-Numero_3/8CAgricola%203-2003.pdf)
- Chávez-Contreras, X., Vega-Piña, A., Tapia-Vargas, L. M., & Miranda-Salcedo, M. A. (2001). Mango su manejo y producción en el trópico seco de México. Ed. Instituto Nacional de Investigaciones Forestales, Agrícolas y Pecuarias.
- Enriquez, S. A. (1989). Análisis de boro en suelos y plantas mediante el método de azometina-H, *Terra* 7, 13-20.
- Etchevers-Barra, J. D., & Padilla-Cuevas, J. (2000). Diagnóstico de la fertilidad del suelo. In Alcantar-González G. & Trejo-Téllez L. I. Nutrición de cultivos (pp. 250-272). Ed. Mundi Prensa México, S.A. de C.V.
- Food and Agriculture Organization of the United Nations. (2022, december). FAOSTAT Statistical database internet. <http://www.fao.org/faostat/es/#data/QC>
- Galán-Sauco, V. (2009). El cultivo del mango. 2da. Edición. Ed. Mundi-Prensa.
- García, E. (1987). Modificaciones al sistema de clasificación climática de Köppen. 4ta Ed. Universidad Nacional Autónoma de México, MEX.
- García-Galindo, L. A., Capera-Rivas, A., Méndez-López, J. P., & Mayorquín-Moreno, N. (2020). Alternativas microbiológicas para la remediación de suelos y aguas contaminados con fertilizantes nitrogenados, *Scientia Et Technica*, 25(1), 172–183. <https://doi.org/10.22517/23447214.22461>
- Garrido-Valero, M. S. (1994). Interpretación de analisis de suelos. [Hojas divulgadoras núm. 5/93 HD]. Ed. Ministerio de Agricultura, Pesca y alimentación. [https://www.mapa.gob.es/ministerio/pags/biblioteca/hojas/hd\\_1993\\_05.pdf](https://www.mapa.gob.es/ministerio/pags/biblioteca/hojas/hd_1993_05.pdf)
- Google Earth. (2022). Lombardía, Michoacán México, “Escala indeterminada”. Google Maps, USA. [https://earth.google.com/web/search/19.139034,-102.043091/@19.13874299,-102.04271155,599.45699759a,584.80587638d,35y,5.66255152h,40.03692642t,-0r/data=C1kaLxlpGTUlc7uXlZNAIR\\_wwADCglnAKhUxOS4xMzkwMzQsLTEwMi4wNDMwOTEYASABliYKJAIHk\\_Q6gSQzQBGAEl\\_MYilzQBn19pvrFoJZwCFa6ro4XYNZwA](https://earth.google.com/web/search/19.139034,-102.043091/@19.13874299,-102.04271155,599.45699759a,584.80587638d,35y,5.66255152h,40.03692642t,-0r/data=C1kaLxlpGTUlc7uXlZNAIR_wwADCglnAKhUxOS4xMzkwMzQsLTEwMi4wNDMwOTEYASABliYKJAIHk_Q6gSQzQBGAEl_MYilzQBn19pvrFoJZwCFa6ro4XYNZwA)
- Guerrero-Peña, A., Etchevers-Barra, J. D., Nuñez-Escobar, R., & Palma-López, D. J. (2001). Selección de un método para análisis de S disponible en suelos, *Agrociencia*, 35(3), 301-309. <https://www.redalyc.org/articulo.oa?id=30200305>

- Instituto Nacional de Estadística y Geografía [INEGI]. (2022). Geografía y medio ambiente. Climatología. <https://www.inegi.org.mx/temas/climatologia/>
- Jackson, M. L. (1964). Análisis químico de suelos. Trad. al español por J. Beltrán M. Ed. Omega.
- López-Aguilar, R., Murillo-Amador, B., Benson-Rosas, M., López-Arce, E., & Valle-Meza, G. (2002). Manual de análisis químicos de suelos. Centro de Investigaciones Biológicas del Noreste, S.C. La Paz, Baja California Sur, México. <https://cibnor.repositorioinstitucional.mx/jspui/bitstream/1001/2065/1/MANUAL%20DE%20AN%C3%81LISIS%20QU%C3%8DMICOS%20DE%20SUELOS.PDF>
- McKean, S. J. (1993). Manual de análisis de suelos y tejido vegetal: una guía teórica y práctica de metodologías. Centro Internacional de Agricultura Tropical. Palmira, Valle del Cauca, Colombia. [http://ciat-library.ciat.cgiar.org/Articulos\\_Ciat/Digital/S593.M2\\_Manual\\_de\\_an%C3%A1lisis\\_de\\_suelos\\_y\\_tejido\\_vegetal\\_Una\\_gu%C3%ADa\\_te%C3%B3rica\\_y\\_pr%C3%A1ctica\\_de\\_metodologia.pdf](http://ciat-library.ciat.cgiar.org/Articulos_Ciat/Digital/S593.M2_Manual_de_an%C3%A1lisis_de_suelos_y_tejido_vegetal_Una_gu%C3%ADa_te%C3%B3rica_y_pr%C3%A1ctica_de_metodologia.pdf)
- Miranda, D. (2001). Evaluación de inductores de la floración en tres cultivares de mango (*Mangifera indica* L.). *Agronomía Colombiana*, 18(1-2), 7-13. <https://www.studocu.com/co/document/universidad-del-magdalena/fundamentos-de-economia/21693-74242-1-ce-lecutra/68101524>
- Molina, E. (2007). Análisis de suelos y su interpretación. Centro de Investigaciones Agronómicas – Universidad de Costa Rica - Amino Grow International. San José, Costa Rica. <http://www.infoagro.go.cr/Inforegiones/RegionCentralOriental/Documents/Suelos/SUELOS-AMINOGROWanalisisinterpretacion.pdf>
- Nolasco-González, Y., & Osuna-García, J. (2017). Calidad postcosecha en mango ‘Kent’ con fertilización normal y alta. *Revista Mexicana de Ciencias Agrícolas, Pub. Esp.* 19, 4009-4022. <https://doi.org/10.29312/remexca.v0i19.669>
- NOM-021-RECNAT-2000. (2002). Norma oficial mexicana, que establece las especificaciones de fertilidad, salinidad, y clasificación de suelos, estudios, muestreo y análisis. Publicada diciembre 31, 2002. Diario Oficial de la Federación. México, D. F.: SEGOB. (Citada 2023 jul 4]. Disponible en <http://www.ordenjuridico.gob.mx/Documentos/Federal/wo69255.pdf>
- Ordaz-Gallegos, J., Rodríguez-Mendoza, M. de las N., García-Cue, J. L., & Pimentel-Equihua, J. L. (2020). Estrategias de manejo en huertas de mango y su efecto en la calidad del suelo y productividad en Los Cajones, Michoacán. *Revista Mexicana de Ciencias Agrícolas*, 11(5): 1057-1068. <https://doi.org/10.29312/remexca.v11i5.2127>
- Peralta-Antonio, N., Becerril-Román, A.E., Rebolledo-Martínez, A., & Jaén-Contreras, D. (2015). Estado nutricional foliar de tres cultivares de mango fertilizados con abonos orgánicos. *IDESIA (Chile)*, 33(3), 65-72. <https://dialnet.unirioja.es/servlet/articulo?codigo=5489671>
- Pérez-López, E. (2013). Análisis de fertilidad de suelos en el laboratorio de Química del Recinto de Grecia, Sede de Occidente, Universidad de Costa Rica. *Revista de las Sedes Regionales*, 14(29), 6-18. <https://www.redalyc.org/pdf/666/66629448001.pdf>
- Quijada, O. (1999). Efecto de la aplicación de tres dosis de nitrato de potasio y el número de aplicaciones sobre la floración del mango Haden en la planicie de Maracaibo. *Revista Facultad Agronomía*, 16(4), 414-424. <https://produccioncientificaluz.org/index.php/agronomia/article/view/26270>
- Ramírez-Méndez, R., Quijada, O., Castellano, G., Burgos, M. E., Camacho, R., & Marin R., C. (2010). Características físicas y químicas de frutos de trece cultivares de mango (*Mangifera*

- indica* L) en el municipio Mara en la planicie de Maracaibo. *Revista Iberoamericana de Tecnología Postcosecha*, 10(2), 65-72. <https://www.redalyc.org/articulo.oa?id=81315091002>
- Romero-Gomezcaña, N. R., Sánchez-García, P., Rodríguez-Alcázar, J., & Saucedo-Veloz, C. (2006). Aplicación foliar de calcio y su relación con la calidad en frutos de mango cv. Haden. *Agricultura Técnica en México*, 32(1), 5-15. <https://dialnet.unirioja.es/servlet/articulo?codigo=5899089>
- Secretaría de Desarrollo Rural - Servicio de Información Agroalimentaria y Pesquera. (2022, september). SADER-SIAP, Anuario estadístico de la producción agrícola. SIAP, MEX. <https://nube.siap.gob.mx/cierreagricola/>
- TIBCO Inc. (2017). STATISTICA data analysis software system, Version 13.3 for Windows, TIBCO Inc, Tulsa, OK, USA. Consultado el 7 de julio de 2021. <https://www.tibco.com/products/data-science>
- Viets, F. G., & Lindsay, W. L. (1973). Testing soil for zinc, copper, manganese and iron. In: Walsh, M. L. & James, D.B. *Soil Testing and Plant Anal* (pp. 151-172). Ed. Soil Science Society of America.
- Villarroel, J. (1988). Manual práctico para la interpretación de análisis de suelos en laboratorio. AGRUCO, serie técnica No. 10. Cochabamba, Bolivia. <http://atlas.umss.edu.bo:8080/jspui/bitstream/123456789/142/1/MANUAL%20PRACTICO%20ST10.pdf>
- Weather Spark, (2023). El clima y el tiempo promedio en todo el año en Lombardía México. <https://es.weatherspark.com/y/4126/Clima-promedio-en-Lombardia-Mexico>